



Particulars	UACS CODE	Physical Targets					Physical Accomplishments					Variance as of June 30 2018	Remarks
		1st Quarter	2nd Quarter	3rd Quarter	4th Quarter	Total	1st Quarter	2nd Quarter	3rd Quarter	4th Quarter	Total		
1	2	3	4	5	6	7=(3+4+5+6)	8	9	10	11	12=(8+9+10+11)	13	14
audited		15%	40%	40%	5%	100%	1) Submission of Compliance Audit Plan is on-going; and 2) As of March, 6,940 Programs are to be audited/validated	1)16 Regions with Compliance Audit Plan; 2) 8,121 Programs validated; and 3) 4% or 333 out of 8,311 programs audited			4%	96%	
2. Percentage of skilled workers issued with certification within 7 days of their application					90%	90%	86.76% (As of February)	87.32% (Jan-May)			87.32%	2.68%	
3. Number of consultations, orientations and workshops for development of competency standards/training regulations		30	50	70	50	200	32 consultations/ meetings conducted	78 consultations/ meetings conducted			110	90	
TECHNICAL EDUCATION AND SKILLS DEVELOPMENT PROGRAM	3103000000000000												
Outcome Indicators													
1. Percentage of graduates from technical education and skills development scholarship programs that are employed					65%	65%	Study will start on the 2nd semester of 2018	Study will start on the 2nd semester of 2018					
Output Indicators													
1. Number of graduates from technical education and skills development scholarship programs		11,632	46,527	58,158	116,316	232,633	2,734 (Training/classes are still ongoing)	63,047 (Training/classes are still ongoing)			65,781	166,852	
2. Number of training institutions/establishments/ assessment centers provided with technical assistance					5,771 (4,211 TVIs & 1,560 ACs)	5,771 (4,211 TVIs & 1,560 ACs)	1) 130 CDs on Audio-video presentation on Program Registration were disseminated to the 17 Regional and 86 Provincial Offices; 2) Draft Operations Manual for Assessment Centers presented to the National Quality Management Committee of TESDA; and 3) Draft Competency Assessors Handbook	1) 1,198 TVIs provided with technical support; 2) 130 CDs on Audio-video presentation on Program Registration were disseminated to the 17 Regional and 86 Provincial Offices; and 3) 2,000 Operations Manual for ACs for printing			1,198	4,573	

Particulars	UACS CODE	Physical Targets					Physical Accomplishments					Variance as of June 30 2018	Remarks
		1st Quarter	2nd Quarter	3rd Quarter	4th Quarter	Total	1st Quarter	2nd Quarter	3rd Quarter	4th Quarter	Total		
1	2	3	4	5	6	7=(3+4+5+6)	8	9	10	11	12=(8+9+10+11)	13	14
3. Number of TESDA Technology Institutions (TTIs) graduates		34,779	69,558	81,150	46,372	231,859	53,981	88,840			142,821	89,038	
II. Projects													
Operations	3000000000000000												
OO : Employability increased and/or enhanced	3100000000000000												
TECHNICAL EDUCATION AND SKILLS DEVELOPMENT PROGRAM	3103000000000000												
Locally-Funded Project(s) For the implementation of Community-Based and Livelihood Programs in fourth, fifth and sixth municipalities as per Barangay Livelihood and Skills Training Act of 2008 (RA 9509)	3103002000000000												


Prepared By:


MARISSA C. LEGASPI
 Planning Services Head/Planning Officer
 Date: **07/31/2018**

In coordination with:


MA. MAGALENA P. BUTAD
 Financial Services Head/Budget Officer
 Date: **08/01/2018**

Approved By:


GUILING "GENE" A. MAMONDIONG
 Agency Head/Department Secretary
 Date: **08/02/2018**